




SS 700 4 Speed Synchro-Shuttle Transmission



For further information about this or any of our other products and services please contact our Sales Department.

International Transmissions LTD
Wrexham Industrial Estate, Wrexham
North Wales, LL13 9UF. United Kingdom

Telephone: +44 (0) 1978 661140
Fax: +44 (0) 1978 664262
Email: sales@itl-trans.co.uk
www.itl-trans.com

ITL Americas Office
PO Box 957, Pooler
GA 31322, USA


Telephone: +1 912 447 2090
Fax: +1 912 447 2106
Email: roger.herauf@itl-trans.com

SS 700

4 Speed Synchro-Shuttle Transmission



- Electro hydraulic direction change
- Synchromesh On-The-Move gear change
- Direct engine-driven rear coaxial pump drive
- 4WD available in a number of ratios to match a wide range of axle ratio and tyre size combinations
- Specific housings for 4WD and 2WD versions

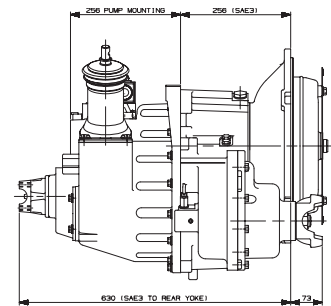
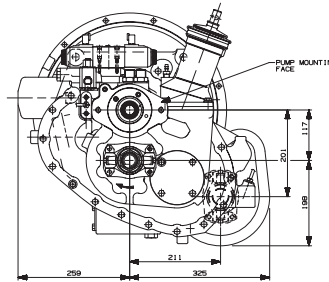


Performance

Nominal Rating	75kW
Maximum Input Torque	750 Nm
Maximum Input Speed	3000 RPM
Torque Converter	W300 (Max. Ratio: 3.01)
Gears	4 Forward/4 Reverse

Ratios	Forward	Reverse
1st	6.550	6.550
2nd	4.060	4.060
3rd	1.890	1.890
4th	1.000	1.000

Pump Drive	Full engine power rated
Pump Drive Mounting	SAE B
Engine Flange	SAE 3
4WD Options	Spring Applied, Hydraulic Release Hydraulic Applied, Spring Release Permanent Engage (No Clutch)



The technical details in this brochure were correct at time of printing. However, our policy of continual improvement means that all such details are subject to change. Please contact ITL to discuss your specific requirements.